
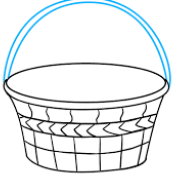







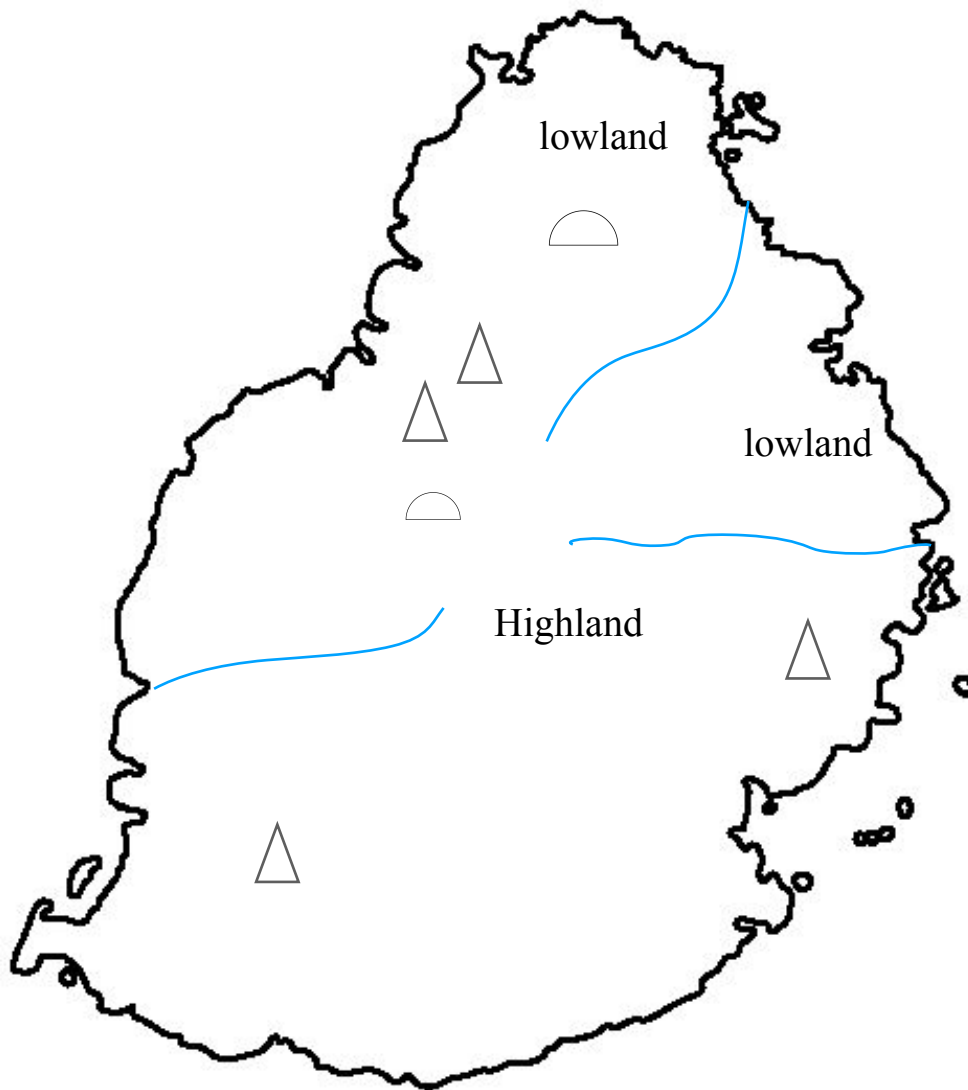


Qu 1. Follow the directions below to complete the table:




		
		
		

1. Draw a red flower in the middle square.
2. Draw a purple dress below the red flower.
3. Draw a banana to the right of the purple dress.
4. Draw a pink ball above the banana.
5. Draw a green leaf to the left of the red flower.
6. Draw a pencil above the green leaf.
7. Draw a yellow fish below the green leaf.
8. Draw a blue mug above the pink ball.
9. Draw a basket above the red flower.

Qu 2. Observe the map carefully and complete the exercise below:



Write the names of these symbols found on the map.

	<u>A mountain</u>
	<u>A hill</u>
	<u>A river</u>